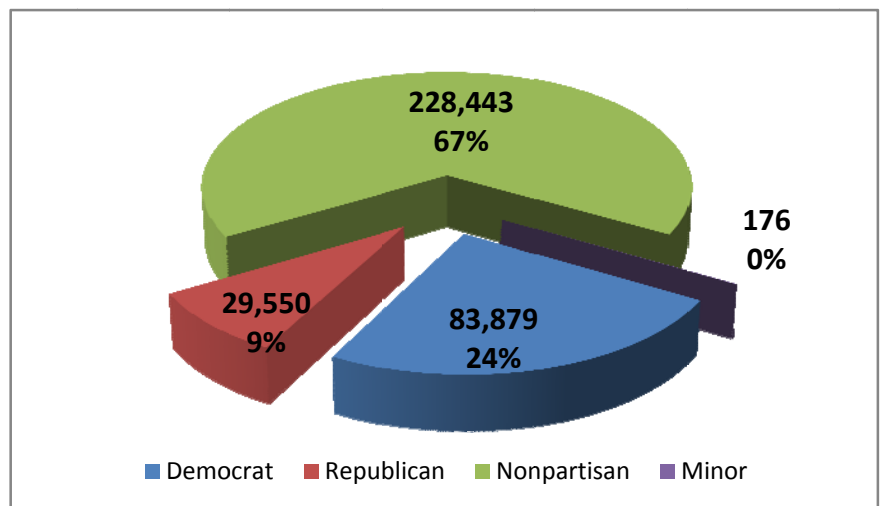
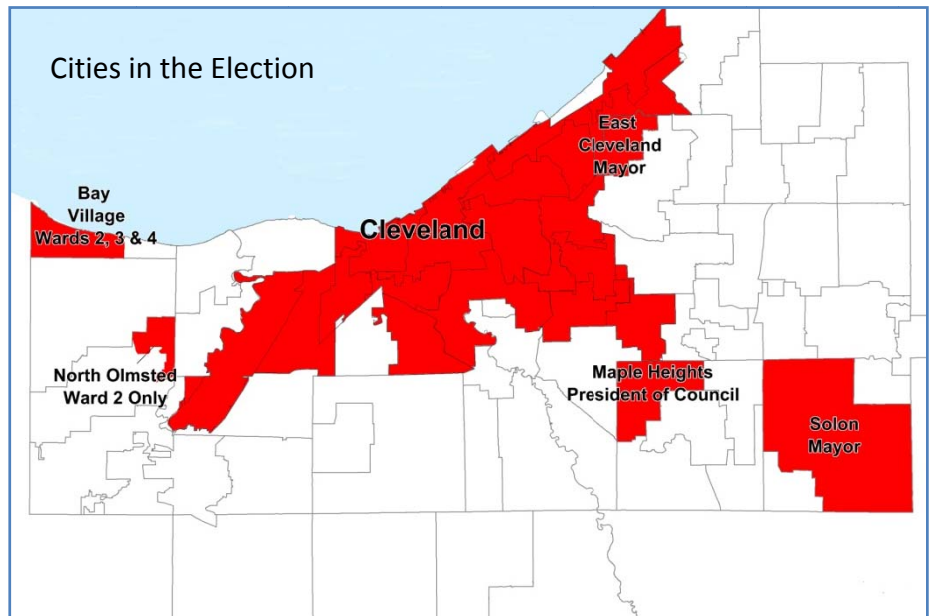


- 392 Precincts
- 154 Voting Locations
- 6 Municipalities
- 342,048 Registered Voters

• 99 Candidates
(includes write-ins)

• 5 Issues
(Local Liquor Options)

- 83,879 Democrats
- 29,550 Republican
- 228,443 Nonpartisan
- 176 Minor Party



(Early voting opens August 15th)

0 Early Voters
(included in Vote by Mail total)

0 Vote by Mail Ballots Requested

0% of registered voters have requested a ballot

0 Vote by Mail Ballots Returned (0%)

Municipalities in the Election	Requested	Returned
Bay Village: City Council for Wards 2, 3 and 4 only		
Cleveland: Mayor and Council Wards 1,2,4,5,6,9,10,13,14, and 17 Ward 7 precinct L has a liquor option		
East Cleveland: Mayor		
Maple Heights: President of City Council		
North Olmsted: City Council Ward 2 only		
Solon: Mayor		
Totals		

Voter Registration Trends in September Municipal Primary Elections 2005 to 2013

(Prior to September 2009, the September Primary was held in October)

September 2013:

183,322 Registered voters

5,541 Ballots cast by mail/early
12,299 Ballots cast Election Day
17,840 Total ballots cast

278 early in-house voters

September 2009:

395,215 Registered voters

25,667 Ballots cast by mail/early
21,567 Ballots cast Election Day
47,234 Total ballots cast

145 early in-house voters

October 2005:

399,431 Registered voters

3,389 Ballots cast by mail/early
59,294 Ballots cast on Election Day
62,683 Total ballots cast

Early in-house voters: not available

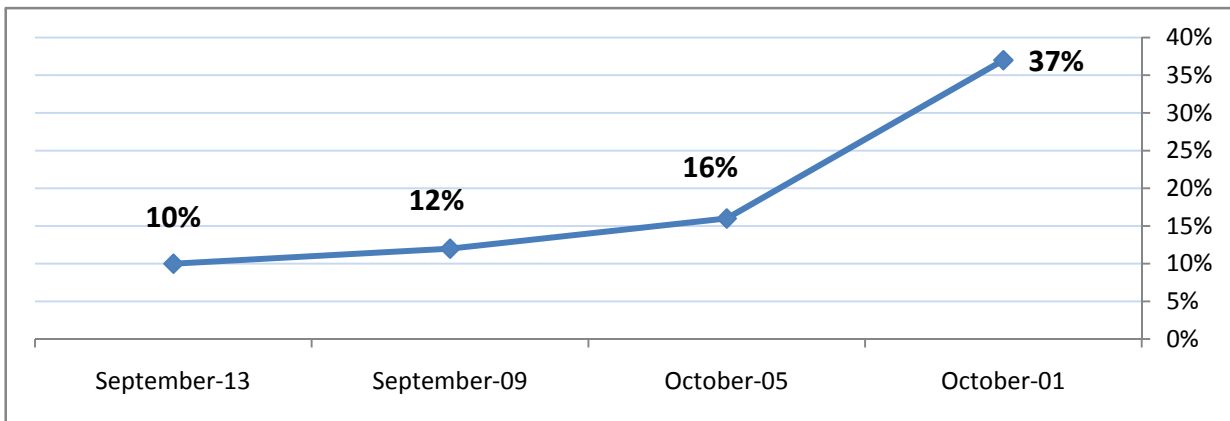
October 2001:

254,479 Registered voters

6,294 Ballots cast by mail/early
87,541 Ballots cast on Election Day
93,835 Total ballots cast

Early in-house voters: not available

Voter turnout history 2001 to 2013



Vote by Mail and Election Day voting comparison 2001 to 2013

